

## A Strategic Industry Partner

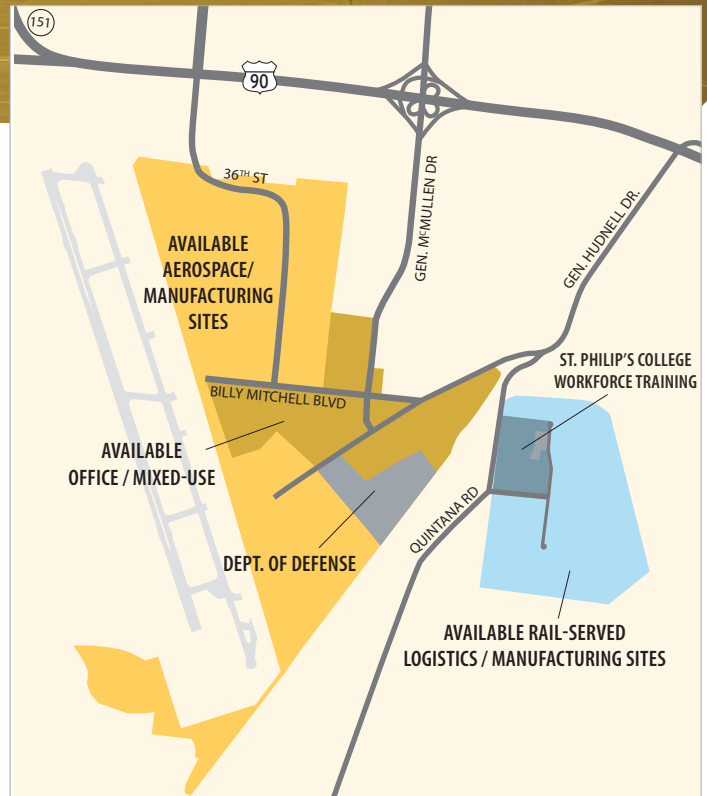

Port San Antonio is redeveloping the former Kelly Air Force Base, creating the conditions that maintain and grow quality jobs and power key industries.

The 1,900-acre (7.7 km<sup>2</sup>) site features an industrial airport, railport and mixed-use development. Today the Port is home to over 70 private and public sector organizations which employ approximately 12,000 workers in aerospace, cybersecurity, military, logistics, manufacturing and other key industries.

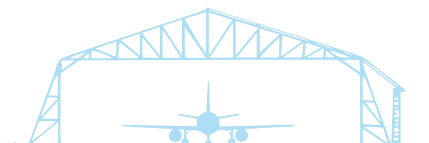
- Over 360 acres (146 hectares) of build-to-suit sites with access to Kelly Field, the Port's industrial airport featuring the region's longest runway.
- Over 150 acres (61 hectares) for build-to-suit rail-served sites at East Kelly Railport, with access to Union Pacific and BNSF Railway trains—supporting logistics and manufacturing operations.
- Access to a well-qualified workforce thanks to partnerships with area colleges and universities.
- A platform for international trade, thanks to the foreign-trade zone designation (FTZ #80-10) of the entire property and on-site U.S. Customs.

## San Antonio at a Glance

- Third-fastest growing city in the U.S.
- Among the youngest U.S. cities (median age 33)
- Over 100,000 enrolled in college or university
- One of the lowest costs of living among U.S. cities
- A strategic location for trade within Texas and with Mexico—markets totaling over 130M consumers



THE PORT IS AN  
**ISO 9001-**  
CERTIFIED  
ORGANIZATION  
IN QUALITY  
MANAGEMENT.



## A Growing Center for Targeted Industries

The Port is home to a thriving industry cluster that includes aerospace, manufacturing, defense, cybersecurity and global logistics operations. For almost two decades, the Port has been a vital partner to its customers by providing highly-specialized facilities and important support to ensure access to a well-prepared workforce. The Port is currently supporting further industry growth and preparing for expansions while helping to generate over \$5 billion in economic activity.

## Onsite Logistics Service Providers

**Atlantic Aviation** - Fixed-base operator: [www.atlanticaviation.com](http://www.atlanticaviation.com) | (210) 921-6100

**BNSF Railway**: [www.bnsf.com](http://www.bnsf.com) | (281) 203-5901

**Fiesta Warehousing & Distribution**: [www.fiestawarehousing.com](http://www.fiestawarehousing.com) | (210) 923-7751

**Forward Air Solutions** - Pool distribution: [www.forwardair.com](http://www.forwardair.com) | (866) 519-4225

**XPO Logistics** - Aerospace products specialist: [www.xpo.com](http://www.xpo.com) | (210) 527-8400

**OpTech** - Public FTZ warehousing and assembly: [www.otcorp.com](http://www.otcorp.com) | (210) 731-0000

**CIG Logistics Solutions** - Rail transloading: [www.ciglogistics.com](http://www.ciglogistics.com) | (210) 932-2989

**Union Pacific Railroad**: [www.uprr.com](http://www.uprr.com) | (281) 350-7571

**AECOM** - Aerospace Products Specialist: [www.aecom.com](http://www.aecom.com) | (210) 339-2800

**Watco Companies, LLC** - Short-rail operator: [www.watcocompanies.com](http://www.watcocompanies.com) | (620) 240-3646



see more at [www.PortSanAntonio.us/Logistics](http://www.PortSanAntonio.us/Logistics)

## Comprehensive Support

Port San Antonio customers can access the in-house services of a team of experts in a variety of areas, including:

- **Real Estate Development** — Working with customers, investors and developers to create and market a range of buildings and facilities to accommodate new businesses at the Port and support their growth
- **Real Estate Management** — Preparing customers' commercial office, warehouse and industrial facilities at Port San Antonio and ensuring their efficient operation
- **International Business Development** — Attracting new companies to Port San Antonio, supporting their access to necessary facilities and services, and helping them connect with U.S. and international markets



## Space Options at the Port

- 360 acres (146 hectares) of build-to-suit sites with airfield access at Kelly Field (SKF)
- 150 acres (61 hectares) of build-to-suit rail-served sites for manufacturing/ logistics operations at East Kelly Railport
- Available offices ranging from 5,000–30,000 Sq. Ft. (465-2,787 m<sup>2</sup>)
- Available industrial spaces, including rail- and aircraft-served facilities ranging from 5,000–160,000 Sq. Ft. (465-14,864 m<sup>2</sup>)
- An apartment complex with one-, two- and three-bedroom townhomes

see more at [www.PortSanAntonio.us/Spaces](http://www.PortSanAntonio.us/Spaces)



**Contact us**

[www.PortSanAntonio.us](http://www.PortSanAntonio.us)  
(210) 362 7800